

04/2024 GENOMIC SUMMARY



















Milk	+192	87%R	NM\$	+460	FM\$	+415	
Fat	+12	0.02%	CM\$	+466	GM\$	453	
Protein	+15	0.03%	FE	+89	FI	+0.7	
PL	+4.4	LIV	+0.2	EFI	10.1%	gEFI	11.8%
SCS	2.99	DPR	+0.9	HCR	+0.7	CCR	+1.6

04/2024 CALVING SUMMARY

Sire calving ease	+2.0	Daughter calving ease	+2.0
Sire stillbirth	+6.0	Daughter stillbirth	+4.5

04/2024 HA TYPE SUMMARY

GTPI +2331

PTAT +0.65	81%R	UDC +1.35	FLC +0.25	BC -1.40	DC -0.76
Stature					+0.07
Strength					-1.13
Body Depth					-0.69
Dairy Form					+0.77
Rump Angle					+1.06
Thurl Width					-0.83
Rear Legs - Side View					-1.43
Rear Legs - Rear View					+0.09
Foot Angle					+0.20
Feet & Legs Score					+0.35
Fore Udder Attachment					+1.53
Rear Udder Height					+1.28
Rear Udder Width					+0.90
Udder Cleft					+0.71
Udder Depth					+1.92
Front Teat Placement					+1.21
Rear Teat Placement					+1.39
Teat Length					-1.16



Rainyridge Talent Barbara *RC



Calbrett Supersire Barb

- High GTPI RC
- Excellent Health Traits